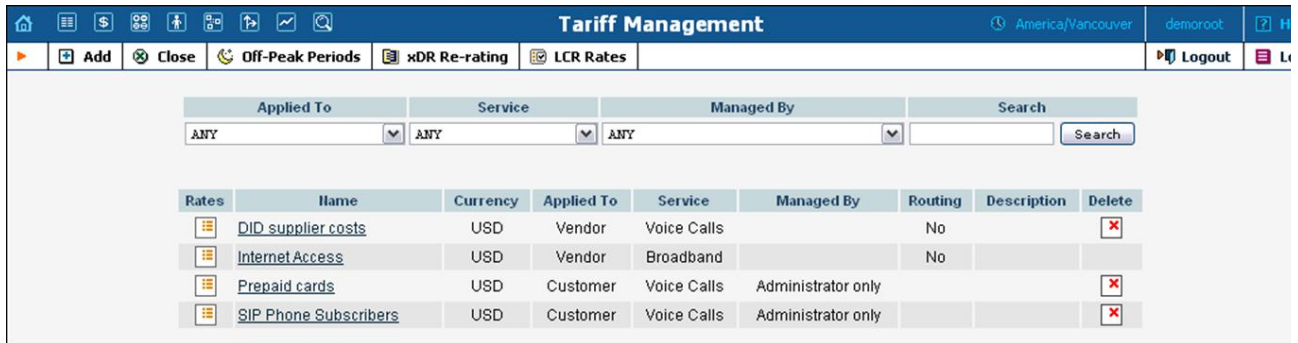


xDR Re-rating








The xDR re-rating page allows you to fix the most common problem: incorrect pricing information entered into a tariff. This may happen, if, for example, someone sends you the wrong pricelist, or your administrator simply clicks the wrong button, resulting in incorrect charges in the database.

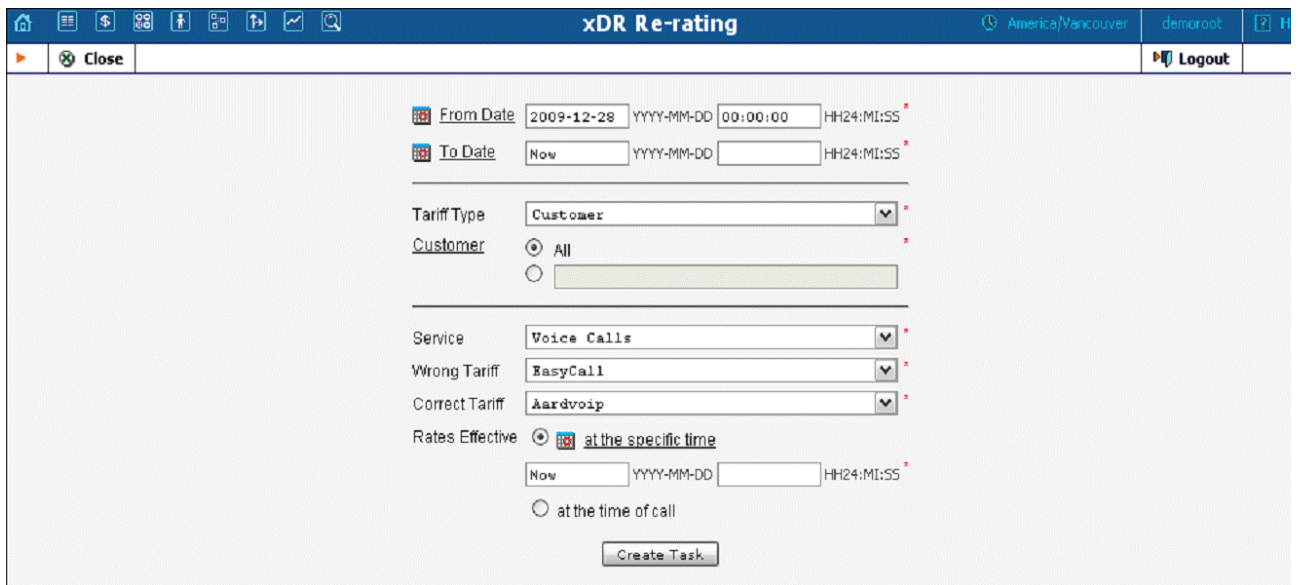
The PortaBilling® xDR re-rating feature can perform re-rating in two different modes. Please consult the *xDR Re-rating* section of the [PortaBilling Administrator Guide](#) for more details.

To run the re-rating task, click the  **xDR Re-rating** button on the **Tariffs** page.





The screenshot shows the 'Tariff Management' interface. At the top, there are navigation icons and a search bar. Below that, there are filters for 'Applied To', 'Service', and 'Managed By', all set to 'ANY'. A 'Search' button is present. The main area contains a table with the following columns: Rates, Name, Currency, Applied To, Service, Managed By, Routing, Description, and Delete. The table lists four rates: 'DID supplier costs', 'Internet Access', 'Prepaid cards', and 'SIP Phone Subscribers'.

Rates	Name	Currency	Applied To	Service	Managed By	Routing	Description	Delete
	DID supplier costs	USD	Vendor	Voice Calls		No		
	Internet Access	USD	Vendor	Broadband		No		
	Prepaid cards	USD	Customer	Voice Calls	Administrator only			
	SIP Phone Subscribers	USD	Customer	Voice Calls	Administrator only			



The screenshot shows the 'xDR Re-rating' configuration form. It includes fields for 'From Date' (2009-12-28 00:00:00), 'To Date' (Now), 'Tariff Type' (Customer), 'Customer' (All), 'Service' (Voice Calls), 'Wrong Tariff' (EasyCall), 'Correct Tariff' (Aardvoip), and 'Rates Effective' (at the specific time). A 'Create Task' button is at the bottom.

Field	Description
From Date	Specify the start of the time interval for xDRs to be re-rated. Click the  icon to set up the desired date using the pop-up calendar.
To Date	Specify the end of the time interval for xDRs to be re-rated. Click the  icon to set up the desired date using the pop-up calendar.
Tariff Type	Select a specific type of tariff. Can be of the following type: Customer , Reseller or Vendor .
Customer / Reseller / Vendor	Select the specific customer, reseller or vendor due to the Tariff Type specified to narrow the set of xDRs to be processed.
Service	Choose the service for which xDRs should be re-rated.
Wrong Tariff	Select the “original” tariff with incorrect pricing information entered.
Correct Tariff	Select the tariff with correct pricing information entered. This tariff should be of the same type as the Wrong Tariff one.
Rates Effective	Choose the time when the rates associated with Correct Tariff become effective.

Click the **Create Task** button to launch the re-rating task.

